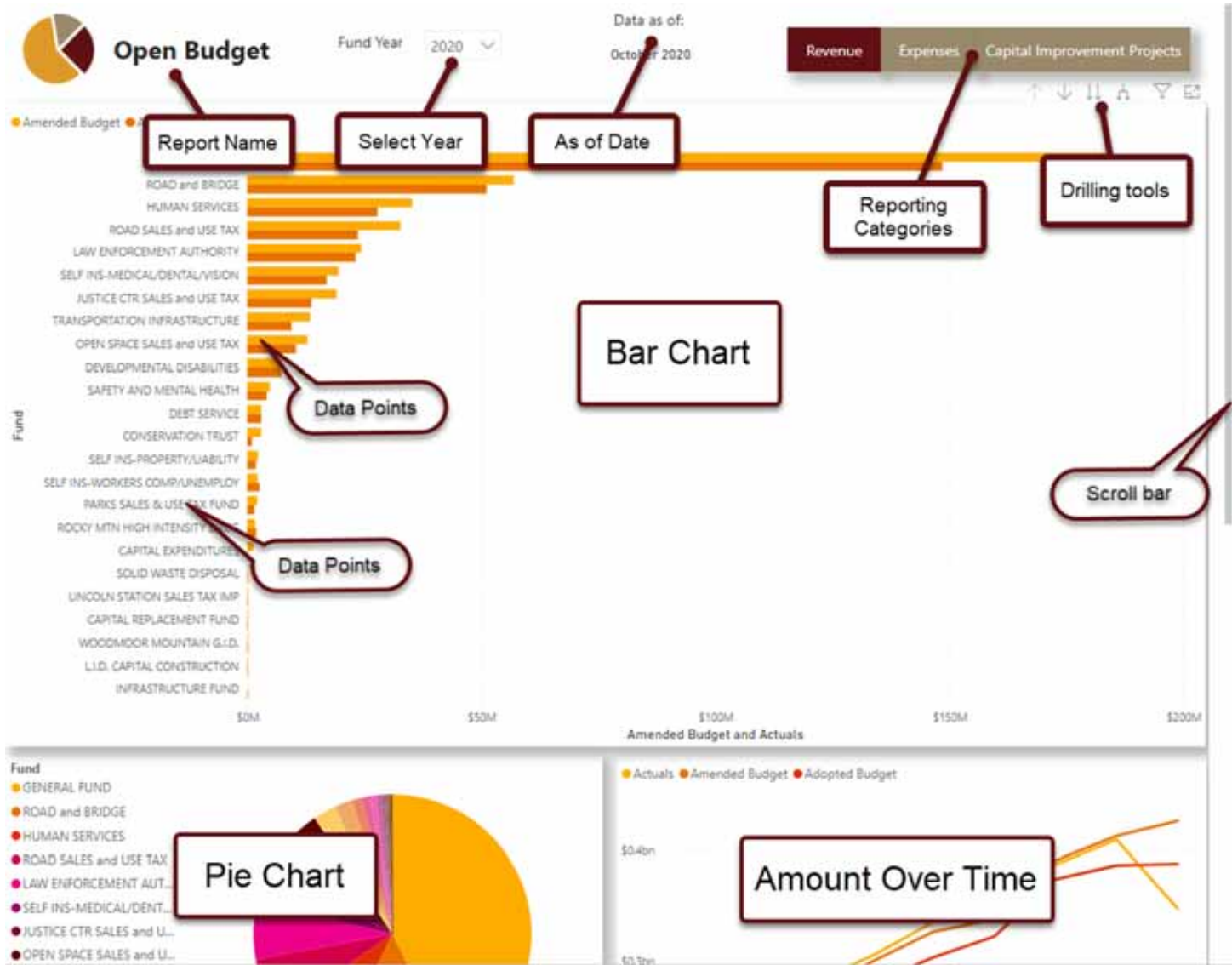


## General Navigation

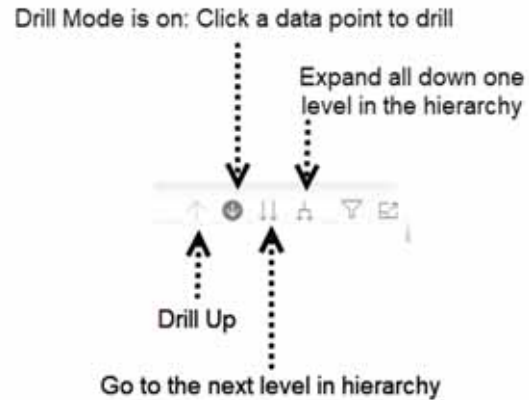
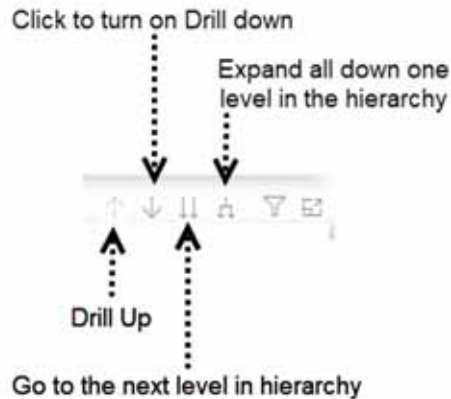


## Details Table

Found below the Pie & Amount Over Time charts, use the scroll bar to view.

Details		
Fund	Amended Budget	Actuals
01 GENERAL FUND	\$184,646,756.00	\$148,470,305.11
02 ROAD and BRIDGE	\$56,921,550.00	\$51,138,306.11
03 HUMAN SERVICES	\$35,223,826.00	\$27,810,015.50
04 ROAD SALES and USE TAX	\$32,707,913.00	\$23,627,606.41
05 LAW ENFORCEMENT AUTHORITY	\$24,328,996.00	\$23,149,498.70
06 SELF INS-MEDICAL/DENTAL/VISION	\$19,520,527.00	\$16,952,143.40
07 JUSTICE CTR SALES and USE TAX	\$19,100,000.00	\$13,682,459.49
08 OPEN SPACE SALES and USE TAX	\$12,641,000.00	\$10,405,360.06
09 TRANSPORTATION INFRASTRUCTURE	\$13,464,000.00	\$9,431,894.54
10 DEVELOPMENTAL DISABILITIES	\$7,314,441.00	\$7,285,577.71
11 SAFETY AND MENTAL HEALTH	\$4,645,889.00	\$4,167,446.60
12 DEBT SERVICE	\$2,988,000.00	\$2,986,220.00
13 SELF INS-WORKERS COMP/UNEMPLOY	\$2,186,400.00	\$2,645,202.12
14 ROCKY MTN HIGH INTENSITY DRUG	\$1,658,337.00	\$1,909,232.25
15 SELF INS-PROPERTY/LIABILITY	\$2,278,800.00	\$1,876,602.13
16 PARKS SALES & USE TAX FUND	\$2,096,544.00	\$1,509,521.95
17 CONSERVATION TRUST	\$2,927,000.00	\$998,385.76
18 SOLID WASTE DISPOSAL	\$90,000.00	\$58,463.65
19 CAPITAL REPLACEMENT FUND	\$44,064.00	\$44,064.00
20 WOODMOOR MOUNTAIN G.L.D.	\$29,950.00	\$29,560.53
21 LINCOLN STATION SALES TAX IMP	\$50,000.00	\$17,520.26
22 L.L.D. CAPITAL CONSTRUCTION	\$10,000.00	\$8,158.18
23 INFRASTRUCTURE FUND	\$0.00	\$962.96
24 CAPITAL EXPENDITURES	\$1,300,000.00	\$154.60
<b>Total</b>	<b>\$426,771,993.00</b>	<b>\$348,204,682.22</b>

## Using the Drilling tools



## Drill down hierarchy, by report

Report Name	Main Level	2 <sup>nd</sup> Level	3 <sup>rd</sup> Level	4 <sup>th</sup> Level	Last Level
Open Budget	Fund	Department	Division	Category Type	Line Item
Expenditures	Fund	Department	Division	Expense Category	Line Item
Fund Balances	Fund	Purpose	Description	Detail (Last Level)	

## Details Table Drilling capabilities

Details						
Fund	Department	Division	Category Type	Line Item	Amended Budget	Actuals
GENERAL FUND					\$184,846,756.00	\$148,470,305.11
ROAD and BRIDGE	PUBLIC WORKS	FUND ADMIN.-ROAD BRIDGE			\$55,788,134.00	\$49,861,449.54
		CHERRY CRK S OF SCOTT RD			\$1,000,000.00	\$1,000,000.00
		SNOW AND ICE REMOVAL	INTERGOVERNMENTAL	Municipalities	\$133,416.00	\$133,415.57
		Total		Total	\$133,416.00	\$133,415.57
		MAINTENANCE OF CONDITION			\$0.00	\$85,523.17
		EMERGENCY REPAIRS ON STREETS			\$0.00	\$45,899.84
		LINCOLN CL			\$0.00	\$8,451.00
		Total			\$56,921,550.00	\$51,134,739.12
	DEPT OF PW - ENGINEERING				\$0.00	\$3,566.99
	Total				\$56,921,550.00	\$51,138,306.11
HUMAN SERVICES					\$35,223,826.00	\$27,810,015.50
ROAD SALES and USE TAX					\$32,707,913.00	\$23,627,606.41
LAW ENFORCEMENT AUTHORITY					\$24,328,996.00	\$23,149,498.70
SELF INS-MEDICAL/DENTAL/VISION					\$19,520,527.00	\$16,952,143.40

## Navigating the Checkbook

**Expenditures** Fund Year: 2020 Data as of: October 2020

Spending Summary Expense Category Vendor Checkbook

Vendor: All

Search for a vendor by typing a name

Click check box to view

Scroll bar

Vendor Name	Expense Category	Amount
18TH JUDICIAL DIST JUVENILE	PURCHASED SERVICES	1,000.00
18TH JUDICIAL DIST JUVENILE	PURCHASED SERVICES	1,000.00
24-7 DRY CLEANERS LLC	PURCHASED SERVICES	1,000.00
312 WILCOX LLC	PURCHASED SERVICES	1,000.00
4 RIVERS EQUIPMENT	PURCHASED SERVICES	1,000.00
502 MEDIA GROUP LLC	PURCHASED SERVICES	1,000.00
AAPEX LEGAL SERVICES LLC	PURCHASED SERVICES	1,000.00
AAPEX LEGAL SERVICES LLC	PURCHASED SERVICES	1,000.00
AAPEX LEGAL SERVICES LLC	PURCHASED SERVICES	1,000.00
AAPEX LEGAL SERVICES LLC	PURCHASED SERVICES	1,000.00
AARON, BRYAN	PURCHASED SERVICES	1,000.00
AARON, BRYAN	PURCHASED SERVICES	1,000.00
ABF CONSULTING INC	PURCHASED SERVICES	1,000.00
ABMDI-AMERICAN BOARD OF MEDIC	PURCHASED SERVICES	1,000.00
ABMDI-AMERICAN BOARD OF MEDIC	PURCHASED SERVICES	1,000.00
ABMDI-AMERICAN BOARD OF MEDIC	PURCHASED SERVICES	1,000.00
ACADEMY SPORTS TURF LLC	PURCHASED SERVICES	1,000.00
ACADEMY SPORTS TURF LLC	PURCHASED SERVICES	1,000.00

## Drill Through to the Checkbook

While on the 'Expenditures'

**Expenditures** Fund Year: 2020 Data as of: October 2020

Spending Summary Expense Category

To Drill through to Checkbook "Right click" a data point

Click 'Drill through' Then click 'Checkbook'

Drill down  
Show data point as a table  
Show as a table  
Show next Level  
Expand to next level  
Drill up  
Include  
Exclude  
Drill through

Checkbook